



Item/Model	Specification	Qty	Unit price (USD)	Total (USD)	Refer picture
<p>Water cooled screw chiller unit CSW-200D - 640KW</p>	<p>Power supply: 3PH/380V/50HZ, R407C Coolant, Double Bitzer Compressors, Shell and tube condenser and evaporator without tank and pump. Schneider electronic components, SIMENS PLC controller, Outlet water temperature at 7 deg C. external insulated water tank , cold water pump, cooling tower, cooling water pump should be prepaid in customer side.</p>	1	43000	43000	<p>مربوط به آیتم 6 پروفرما HMI Panel for chiller water with source program</p>  

CE

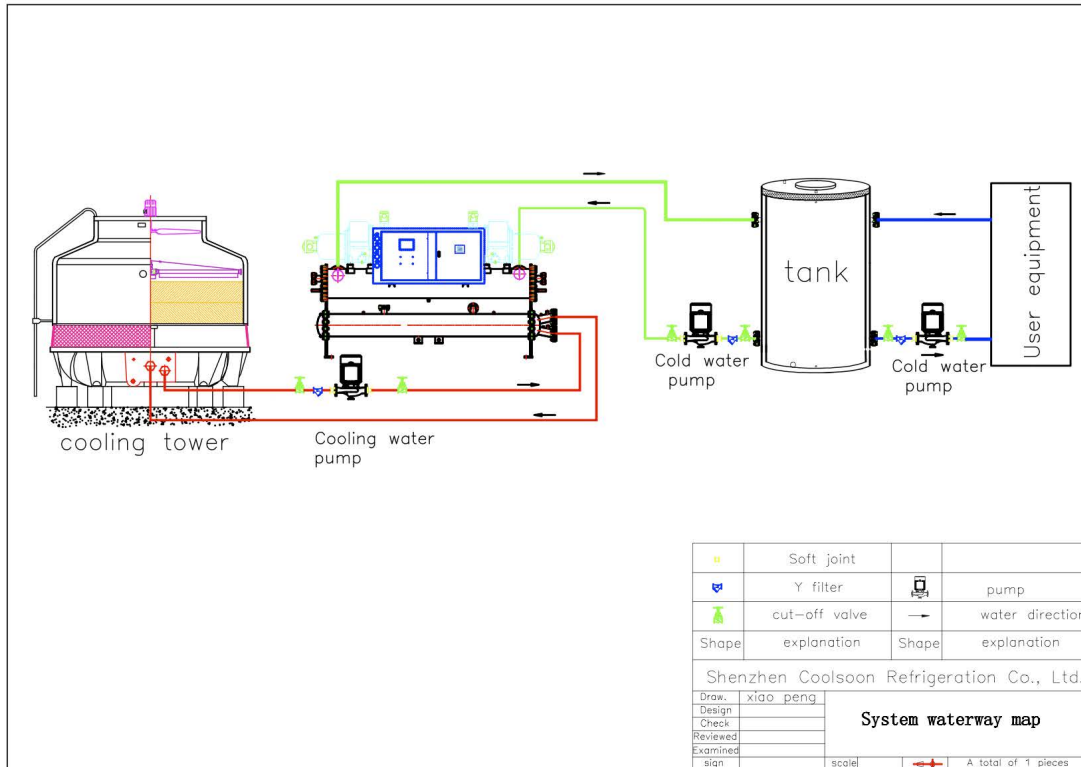


Shenzhen Coolsoon Refrige Co Ltd

Adds.: Building B, No., 27, Fangkeng Rd, Pinghu Street, Longgang District, Shenzhen, China.

Tel.: +86-755-84697816 Fax.: +86-755-84692711 Website: www.cool-chiller.com

Reference schematic for the installation of Water cooled screw chiller unit.



Main parts of Coolsoon Chiller

Main parts	Brand	Origin
Compressor	Bitzer	German
Electrical components	Schneider	France
Inner circulate water pump	no	China (Taiwan capital)
Cooling water pump	no	no
Evaporator	COOLSOON	Australia
Condenser	COOLSOON	Australia
Expansion valve	EMERSON / DANFOSS	USA/Denmark
Pressure gauge	FENGSHEN	TAIWAN



COOLSOON Shenzhen Coolsoon Refrige Co Ltd

Adds.:Building B, No., 27, Fangkeng Rd, Pinghu Street, Longgang District, Shenzhen, China.

Tel.:+86-755-84697816 Fax.:+86-755-84692711 Website:www.cool-chiller.com

Oil type pressure gauge	YADE	TAIWAN
Temperature controller	SIMENS PLC	German
Filter Dryer	SPORLAN	USA
Anti-freezing switch	SAGLNOMLYA	Japan
Handle valve	FUGUO	China(USA capital)
Cooling Fan(outer-rotor blower)	no	China(Tanwan capital)

Technical parameters of Water cooled screw chiller unit

Item	Model	CSW-200D
nominal cooling capacity	Kcal/hr	550400
	Kw	640
input power	kw	146
maximum running current	A	320
power supply		3PH-380V/50Hz
refrigerant	type	R407C
	charge(kg)	112
	type of control	thermostatic expansion valve
compressor	type	semi-hermetic screw
	power(kw)	73×2
	start-up mode	Y-△
	capacity control(%)	25-50-75-100
condensor	type	shell and tube
	cooling water flow (m ³ /h)	135.4
	inlet and outlet pipe diameter(inch)	4*2



COOLSOON Shenzhen Coolsoon Refrige Co Ltd

Adds.:Building B, No., 27, Fangkeng Rd, Pinghu Street, Longgang District, Shenzhen, China.

Tel.:+86-755-84697816 Fax.:+86-755-84692711 Website:www.cool-chiller.com

evaporator	type	shell and tube
	chilled fluid flow (m ³ /h)	110.1
	inlet and outlet pipe diameter(inch)	6
safety protection	compressor over temperature, unit overload, high and low pressure, flow switch, phase sequence, phase-missing	
dimension	mm	3800×1200×2150
net weight	kg	3460
running weight	kg	3830

Note: 1.Cooling capacity is according to:

Inlet chilled fluid temperature: 12℃

Outlet chilled fluid temperature:7℃.

Inlet cooling water temperature:30℃.

Outlet chilled fluid temperature:35℃.

2.Working range:

Temperature range of chilled fluid is from 5℃ to 35℃.

Temperature difference between chilled fluid is from 3℃ to 8℃.

Temperature range of cooling water is from 18℃ to 35℃.

Temperature difference between chilled water is from 3.5℃ to 10℃.

We reserve the right to modify the above dimensions or parameters without further notice.