

真诚期待与您合作!

Sincerely look forward to establish the
business relationship with you!

东莞市豪乐机械有限公司

地址: 东莞市谢岗镇新城工业区3路9号
手机: 18934135121 刘海艳
传真: 0769-82863902
电话: 0769-83067242
邮箱: 359862154@qq.com
网址: www.haolecnc.com

DONGGUAN HAOLE MACHINERY CO., LTD.

Address: No. 9, 3rd Road, Xincheng Industrial Zone, Xiegang Town, Dongguan
City Guangdong Province PRC, China
Mobile: 18934135121 刘海艳
Fax: 0769-82863902
Phone: 0769-83067242
E-mail: 359862154@qq.com
Website: www.haolecnc.com



PROFESSIONAL GLASS CNC EQUIPMENT MANUFACTURER

专业玻璃加工中心设备生产商

东莞市豪乐机械有限公司
Dongguan Haole Machinery Co., Ltd.



INDUSTRY EXPERT

玻璃深加工行业内专家 — 豪乐机械

专注玻璃深加工设备生产与研发

Focus on the production and research
and development of glass deep processing equipment

CONTENTS

目录

01-06

公司简介
Company Profile
企业文化与荣誉
Corporate culture and honor
玻璃解决方案
Glass solutions

产品优势 Product Advantages

07-08

CNC异形玻璃磨边机
CNC Shaped Glass Edging Machine

产品介绍 Product Introduction

09-16

HL-0505-CNC异形玻璃磨边机
HL-0505-CNC Shaped Glass Edging Machine

HL-1010-CNC异形玻璃磨边机
HL-1010-CNC Shaped Glass Edging Machine

HL-1210-CNC异形玻璃磨边机
HL-1210-CNC Shaped Glass Edging Machine

HL-1512-CNC异形玻璃磨边机
HL-1512-CNC Shaped Glass Edging Machine

HL-2015-CNC异形玻璃磨边机
HL-2015-CNC Shaped Glass Edging Machine

HL-2515-CNC异形玻璃磨边机
HL-2515-CNC Shaped Glass Edging Machine

HL-2515-CNC岩板加工中心
HL-2515 Sinterd stone CNC center

售后服务
After-sales service

真诚期待与您合作!
Sincerely look forward to establish the business relationship with you!





公司简介

东莞市豪乐机械有限公司（位于谢岗镇），是一家专业研发生产销售为一体的CNC玻璃加工中心企业。公司成立于2013年，拥有完整的品质管理体系，先进的生产设备，雄厚的技术实力，完善的服务保障体系，为用户提供新技术与产品工艺解决方案，让用户享有线上线下的快速定制体验。

公司拥有完整的定制产品线，根据满足不同客户和场地的需求进行设计定制多台CNC连线。公司始终坚持技术创新，本着“机械服务人类、科技提升品质”。发扬“质量第一、信誉第一、顾客至上”的精神，我们的宗旨是：“让客户自豪的使用，快乐的赚钱”！

豪乐机械以卓越的品质，先进的技术，完善的销售服务，为所有创业合作者保驾护航.....

COMPANY PROFILE

Dongguan Haole Machinery Co., Ltd. (located in Xiegang Town) is a glass CNC company with specialized in R&D, production and sales. Founded in 2013, the company has a perfect quality management system, advanced production equipment, strong technical supporting, and a comprehensive service guarantee system to provide users with new technology and product process solutions, leading users to enjoy online and offline fast customization experience..

The company has a complete customized product line, and designs and customizes multiple CNC connections to meet the needs of different customers and venues. The company always aim at technological innovation, and adheres to the spirit of "Mechanical service for people; technology improve quality." Carry forward the spirit of "Quality First, Reputation First, Customer First".

Our purpose is: "Let customers use proudly and make money happily"!
Haole Machinery supporting all partners with excellent quality, advanced technology and perfect sales service.

ENTERPRISE CULTURE

企业文化

公司使命：让我们的客户自豪的使用，快乐的赚钱！

Mission: Customers use proudly and make money happily!

经营理念：爱心、信心、恒心、专心、欢心。

Business Philosophy: Love, Confidence, Perseverance, Concentration, Happiness.

愿景：打造成智能装备行业领航者。

Vision: To be the leader intelligent equipment industry.

核心竞争力：速度、品质、服务、适应、节约。

Core Competitiveness: Efficiency, Quality, Service, Adaptation, Savings

从业精神：团结、敬业、责任、进步、诚信。

Professional Spirit: Unity, Dedication, Responsibility, Improvement, Integrity.

ENTERPRISE HONOR

企业荣誉

豪乐机械自创建以来就明确了“严格把控质量，坚持完美极致的产品质量标准”的品质理念。

Since its establishment, Howler Machinery has defined the quality concept of "Strictly controlling quality and adhering to perfect product quality standards", so that obtained many certification.





团结 诚信 共赢
UNITY、INTEGRITY、WIN-WIN

解决方案--智能玻璃一站式解决方案
Solution--One-stop solution for smart glass



家电玻璃
Appliance glass



汽车玻璃
Mobile glass



灯饰玻璃
Lighting glass



家私玻璃
Furniture glass



液晶显示
LCD display



智能镜
Smart mirror



淋浴房玻璃
Shower room glass



建筑玻璃
Construction Glass

4.



自动化程度高

自动换刀、磨边、倒角、抛光、铣槽、钻孔、磨内孔全自动加工完成
机台精度可达±0.01mm
玻璃形状越复杂，加工优势越明显

High Degree Of Automation

Automatic tool change, edge grinding, chamfering, polishing, groove milling, drilling, and inner hole grinding are completed automatically
Machine accuracy can reach ±0.01mm
The more complex the shape of the glass, the more obvious the processing advantage

操作简单

操作界面智能人性化
普工2天学会独立完成生产调试编程

Easy To Use

Intelligent and humanized operation interface
General workers learn to complete production debugging programming independently in 2 days

技术实力雄厚

技术人员来自于沈阳大学机械系专业
长期致力于玻璃磨边机的研发与创新

Strong Technical Strength


The technical staff came from the Department of Mechanical Engineering of Shenyang University
Long-term commitment to the development and innovation of glass edging machines

解决问题快速

线上联网，远程控制，1小时解决问题
365天24小时响应服务



Solve Problems Quickly

Online networking, remote control, 1 hour to solve the problem
365 days 24 hours response service



CNC SHAPED GLASS EDGER

CNC异形玻璃磨边机



TECHNICAL FUNCTION

技术功能

- X/Y/Z轴采用伺服控制，使机器的精度稳定可靠。
- 采用国内知名精密级线性TBT导轨和TBI滚珠丝杠，提高了机器的精度和寿命。
- 采用高速电主轴，加工产品边缘光滑、高效。
- 具有自动刀具补偿及抛光轮自动修整功能。
- 自动刀具路径优化功能。
- CAD文件编程。
- 采用全封闭式防水保护，延长了丝杠导轨的使用寿命。
- 自动吸附和自动反吸附功能。
- 圆形、异形与方形玻璃采用多轮共轴设计，无需换轮，主轴一次性可装一到两个金刚轮和一个抛光轮。适用于玻璃磨边（直边、圆边、磨内外圆等）、抛光。
- 采用国标钢材，机床床身由厚壁钢管焊接后热处理加工而成。
- The X/y/z Axis adopts servo control, making the precision of the machine more stable and reliable.
- The use of domestic Well-known precision linear TBT Guide Rail And TBI Ball Screw Improves the precision and durable.
- Adopt High-speed Electric Spindle to process products with smooth edges and high efficiency.
- Automatic Tool Compensation and Automatic Trim of polishing wheel.
- Automatic Tool Path Optimization Function.
- CAD File Programming.
- Fully Enclosed Waterproof Protection extends the service durable of lead screw guide rail.
- Automatic Adsorption and Automatic Desorption.
- Round, Shaped And Square Glass is designed with Multi-wheel coaxial design without changing wheels, and the main shaft can be equipped with one or two King Kong Wheels and one polishing wheel at one time. Apply to glass grinding edge (Straight edge, Round edge, Grinding Inner And Outer Circle, Etc.), Polishing.
- The Machine Tool Body is made of thick steel pipe after welding and heat treatment.

PRODUCT APPLICATION

产品应用

产品主要应用于玻璃镜片、液晶显示屏、工艺镜片、灯饰玻璃、家电面板玻璃、汽车玻璃等各种面板的加工。

The products are mainly used in glass lens, liquid crystal display, process lens, lighting glass, household appliances panel glass, automobile glass and other panel processing.



(抛光图片 Polished picture)

CNC SHAPED GLASS EDGING MACHINE FUNCTION REALIZATION

CNC异形玻璃磨边机功能实现

- 玻璃粗精磨内外圆加工
- Glass rough grinding inner and outer circle processing
- 玻璃抛光加工
- Glass polishing
- 抛光轮自动修正
- Polishing wheel automatically corrected
- 单工位同图形
- Single station with graphics
- 多工位不同图形
- Multi-station different graphics

HL-0505-CNC SHAPED GLASS EDGER

HL-0505-CNC异形玻璃磨边机



优势 Advantage:

- 磨边、倒角、铣槽、磨内圆等规则面板玻璃及异形类不规则玻璃一次性加工完成，精度 $\pm 0.1\text{mm}$ 。
- 操作简单，容易上手，普工即可操作。
- 提供技术支持。
- Edge grinding, chamfering, milling groove, grinding inner circle and regular panel glass and special-shaped irregular glass are processed at one time with precision of plus or minus 0.1mm .
- Simple operation, easy to use, and universal operation.
- Provide technical support.

技术参数 Technical Parameters:

最大加工尺寸 Maximum Working Size	最小加工尺寸 Minimum Processing Size	双工位最大尺寸 Double Station Maximum Size	加工厚度 Processing Thickness
500mm*500mm	200mm	200mm*500mm	1.1mm-12mm
进给速度 Feed Rate	主轴功率 Spindle Power	设备功率 Equipment Power	水泵 Water Pump
0-15mm	9kw	18kw	450w
电源电压 Voltage	设备尺寸(长*宽*高) Equipment Size(L*W*H)	重量 Weight	
380v	2200mm*1750mm*2200mm	约2500KG	/

加工产品 Processed Product:



HL-1010-CNC SHAPED GLASS EDGER

HL-1010-CNC异形玻璃磨边机



优势 Advantage:

- 磨边、倒角、铣槽、磨内圆等规则面板玻璃及异形类不规则玻璃一次性加工完成，精度 $\pm 0.1\text{mm}$ 。
- 操作简单，容易上手，普工即可操作。
- 提供技术支持。
- Edge grinding, chamfering, milling groove, grinding inner circle and regular panel glass and special-shaped irregular glass are processed at one time with precision of plus or minus 0.1mm .
- Simple operation, easy to use, and universal operation.
- Provide technical support.

技术参数 Technical Parameters:

最大加工尺寸 Maximum Working Size	最小加工尺寸 Minimum Processing Size	双工位最大尺寸 Double Station Maximum Size	加工厚度 Processing Thickness
1000mm*1000mm	200mm	1000mm*400mm	1.1mm-12mm
进给速度 Feed Rate	主轴功率 Spindle Power	设备功率 Equipment Power	水泵 Water Pump
0-15mm	9kw	18kw	450w
电源电压 Voltage	设备尺寸(长*宽*高) Equipment Size(L*W*H)	重量 Weight	
380v	2800mm*2200mm*2300mm	约3000KG	/

加工产品 Processed Product:



HL-1210-CNC SHAPED GLASS EDGER

HL-1210-CNC异形玻璃磨边机



优势 Advantage:

- 磨边、倒角、铣槽、磨内圆等规则面板玻璃及异形类不规则玻璃一次性加工完成，精度±0.1mm。
- 操作简单，容易上手，普工即可操作。
- 提供技术支持。
- Edge grinding, chamfering, milling groove, grinding inner circle and regular panel glass and special-shaped irregular glass are processed at one time with precision of plus or minus 0.1 mm.
- Simple operation, easy to use, and universal operation.
- Provide technical support.

技术参数 Technical Parameters:

最大加工尺寸 Maximum Working Size	最小加工尺寸 Minimum Processing Size	双工位最大尺寸 Double Station Maximum Size	加工厚度 Processing Thickness
1200mm*1000mm	200mm	500mm*1000mm	1.1mm-12mm
进给速度 Feed Rate	主轴功率 Spindle Power	设备功率 Equipment Power	水泵 Water Pump
0-15mm	9kw	18kw	450w
电源电压 Voltage	设备尺寸(长*宽*高) Equipment Size(L*W*H)	重量 Weight	/
380v	3100mm*2200mm*2300mm	约3500KG	/

加工产品 Processed Product:



HL-1512-CNC SHAPED GLASS EDGER

HL-1512-CNC异形玻璃磨边机



优势 Advantage:

- 磨边、倒角、铣槽、磨内圆等规则面板玻璃及异形类不规则玻璃一次性加工完成，精度±0.1mm。
- 操作简单，容易上手，普工即可操作。
- 提供技术支持。
- Edge grinding, chamfering, milling groove, grinding inner circle and regular panel glass and special-shaped irregular glass are processed at one time with precision of plus or minus 0.1 mm.
- Simple operation, easy to use, and universal operation.
- Provide technical support.

技术参数 Technical Parameters:

最大加工尺寸 Maximum Working Size	最小加工尺寸 Minimum Processing Size	双工位最大尺寸 Double Station Maximum Size	加工厚度 Processing Thickness
1400mm*1100mm	200mm	650mm*1100mm	1.1mm-12mm
进给速度 Feed Rate	主轴功率 Spindle Power	设备功率 Equipment Power	水泵 Water Pump
0-15mm	9kw	18kw	450w
电源电压 Voltage	设备尺寸(长*宽*高) Equipment Size(L*W*H)	重量 Weight	/
三相380v Three Phase 380v	3500mm*2400mm*2300mm	约4000KG	/

加工产品 Processed Product:



HL-2015-CNC SHAPED GLASS EDGER

HL-2015-CNC异形玻璃磨边机



优势 Advantage:

- 磨边、倒角、铣槽、磨内圆等规则面板玻璃及异形类不规则玻璃一次性加工完成，精度±0.1mm。
- 操作简单，容易上手，普工即可操作。
- 提供技术支持。
- Edge grinding, chamfering, milling groove, grinding inner circle and regular panel glass and special-shaped irregular glass are processed at one time with precision of plus or minus 0.1 mm.
- Simple operation, easy to use, and universal operation.
- Provide technical support.

技术参数 Technical Parameters:

最大加工尺寸 Maximum Working Size	最小加工尺寸 Minimum Processing Size	双工位最大尺寸 Double Station Maximum Size	加工厚度 Processing Thickness
2000mm*1500mm	200mm	900mm*1500mm	1.1mm-12mm
进给速度 Feed Rate	主轴功率 Spindle Power	设备功率 Equipment Power	水泵 Water Pump
0-15mm	9kw	18kw	450w
电源电压 Voltage	设备尺寸(长*宽*高) Equipment Size(L*W*H)	重量 Weight	/
380v	3700mm*2400mm*2300mm	约5500KG	/

加工产品 Processed Product:



HL-2515-CNC SHAPED GLASS EDGER

HL-2515-CNC异形玻璃磨边机



优势 Advantage:

- 磨边、倒角、铣槽、磨内圆等规则面板玻璃及异形类不规则玻璃一次性加工完成，精度±0.1mm。
- 操作简单，容易上手，普工即可操作。
- 提供技术支持。
- Edge grinding, chamfering, milling groove, grinding inner circle and regular panel glass and special-shaped irregular glass are processed at one time with precision of plus or minus 0.1 mm.
- Simple operation, easy to use, and universal operation.
- Provide technical support.

技术参数 Technical Parameters:

最大加工尺寸 Maximum Working Size	最小加工尺寸 Minimum Processing Size	双工位最大尺寸 Double Station Maximum Size	加工厚度 Processing Thickness
2500mm*1500mm	200mm	1150mm*1500mm	1.1mm-12mm
进给速度 Feed Rate	主轴功率 Spindle Power	设备功率 Equipment Power	水泵 Water Pump
0-15mm	9kw	18kw	450w
电源电压 Voltage	设备尺寸(长*宽*高) Equipment Size(L*W*H)	重量 Weight	/
380v	4700mm*2700mm*2000mm	约6500KG	/

磨边前后样品的对比 Sample comparison before and after edge grinding:



HL-2515 SINTERD STONE CNC CENTER

HL-2515-CNC岩板加工中心



优势 Advantage:

- 磨边、倒角、铣槽、磨内圆等规则面板岩板及异形类不规则岩板一次性加工完成，精度±0.1mm。
- 操作简单，容易上手，普工即可操作。
- 提供技术支持。
- Edge grinding, chamfering, milling groove, grinding inner circle and regular panel sintered stone and special-shaped irregular sintered stone are processed at one time with precision of plus or minus 0.1 mm.
- Simple operation, easy to use, and universal operation.
- Provide technical support.

技术参数 Technical Parameters:

最大加工尺寸 Maximum Working Size	最小加工尺寸 Minimum Processing Size	双工位最大尺寸 Double Station Maximum Size	加工程度 Processing Thickness
2400mm*1400mm	200mm	1150mm*1400mm	15mm
进给速度 Feed Rate	主轴功率 Spindle Power	设备功率 Equipment Power	水泵 Water Pump
0-15mm	11kw	20kw	450w
电源电压 Voltage	设备尺寸(长×宽×高) Equipment Size(L×W×H)	重量 Weight	/
380v	4700mm*2700mm*2000mm	约6500KG	/

加工产品 Processed Product:



AFTER-SALES SERVICE

售后服务

- 产品精度达 ±0.1MM
- 已成功为 1000+用户 提供解决方案



豪乐售后服务周到，无后顾之忧

我们所以选用豪乐自动化的玻璃磨边机主要是机械稳定，极少会出现故障问题；服务好，报修电话1分钟内就有回应很感谢豪乐公司的合作与支持！

Haole after-sales service is thoughtful, no worries

The reason why we choose the glass edging machine of Haole Automation is mainly for mechanical stability, and there will be very few failures; the service is good, and the repair call will respond within 1 minute. Thank you for the cooperation and support of Haole Company!

完善的售后服务，让您放心、省心，为您提供7*24小时及时响应的售后服务；为您提供相关知识的免费咨询；为您提供免费的玻璃加工解决方案。

Perfect after-sales service, let you rest assured and worry-free, provide you with 7*24 hours of timely response after-sales service; provide you with free consultation on relevant knowledge; provide you with free glass processing solutions.